

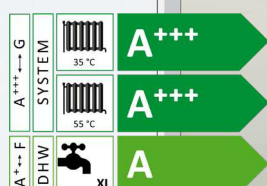
En miljøvenlig og
sikker investering!



CTC GSi 600

Ground source heat pumps with inverter control.

2-16 kW, models 608, 612 and 616.



- Smart and user-friendly
- Speed controlled
- Efficient and quiet
- Automatic borehole adaptation
- Plenty of hot water

Find en CTC-forhandler i dit land - www.ctc-heating.com



MADE IN SWEDEN

CTC GSi 600

CTC GSi 600 is one of Sweden's best heat pumps with a stylish design, integrated display and high-quality finish! In addition to being a very good heat pump, it will provide you with big savings and become a stylish part of your interior.

Smart and user-friendly

CTC GSi 600 has an integrated touch screen with a user-friendly interface where you can easily access all functions and can both swipe and scroll, just like on your smartphone. In addition, you can easily mirror the display on your tablet, mobile, etc. The colour touch screen has clear symbols and the option to switch languages, making it easy to adjust the heating and hot water or retrieve a wealth of operating data. The integrated automation system is climate-controlled and takes into account both the indoor and outdoor temperature.

Efficient and inverter controlled

Using inverter control, CTC GSi 600 automatically adapts to the property's power requirements throughout the year. When high output is required, the output increases. When less output is required, the compressor shifts to lower output. This means you will always achieve maximum savings (up to 85%).

Efficient and quiet

The high seasonal coefficient of performance (SCOP) of CTC GSi 600 means that, over the course of the year, it produces five times as much energy as it consumes. The compressor and cooling components are enclosed in a separate soundproofed unit, which makes it extremely quiet, only 34 dB(A). Furthermore, the entire heat pump has very efficient insulation that minimises energy loss. CTC GSi 600 meets the requirements for an A+++ rating, which is the best possible energy rating a heat pump can have.

Automatic borehole adaptation

CTC GSi 600 automatically adapts to the existing borehole. This means that when you replace your old heat pump, your installation costs will be significantly reduced. In addition, the product has been given a new flexible collector connection that makes it even easier to install.

Plenty of hot water and easy to size


CTC GSi 600 is equipped with a highly efficient flow-through heater, which produces over 300 litres of DHW. CTC GSi 600 is available in three power ratings and is suitable for both small and large residences.

EnergyFlex

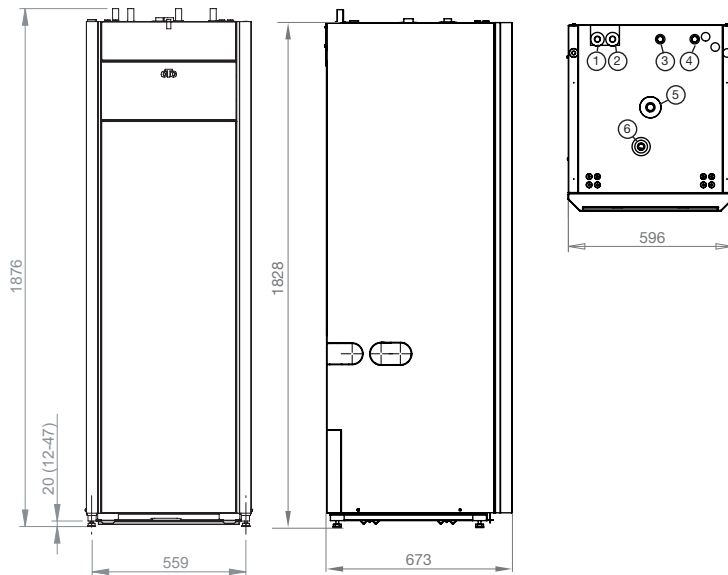
With smart accessories, you can easily add solar heating, set up a water-jacketed stove or your existing water heater so that they too can contribute with heat. Or why not connect your pool so you can also enjoy the warmth during the summer?

Smartgrid and ready for future challenges

CTC GSi 600 has internet connectivity as standard. You can control your product by using the myUplink app on your mobile phone. It is also equipped to connect to Alexa, Google Home and the future power grid (SmartGrid).



Dimensions diagram



1. Cold water Ø22
2. DHW Ø22
3. Return Ø22
4. Primary flow Ø22
5. Expansion connection/
Lifting sleeve G 3/4"
6. Bleed valve connection G 1/2"

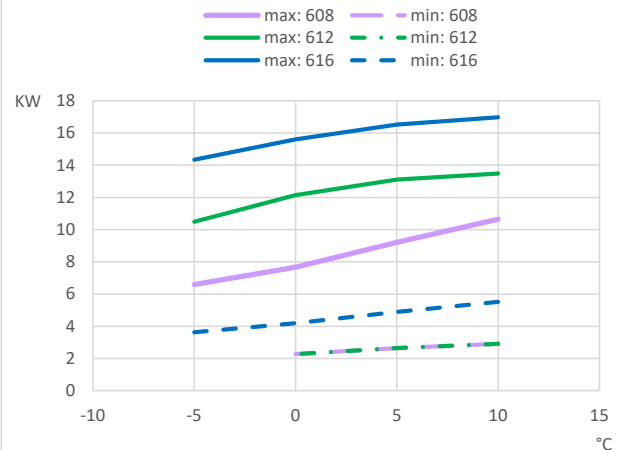
Delivery includes:

Heat pump and manual.

Packaging includes:

Room sensor, outdoor sensor, filler manifold, brine level tank, magnetite filter for return heating circuit, pressure gauge, cold water dirt filter, automatic bleeder, safety valve for brine (3 bar) and heating system (2.5 bar).

HEATING CAPACITY



Technical data 400 V		GSi 608	GSi 612	GSi 616
CTC-nr		589300001	589300002	589300003
Weight (packaged weight)	kg	275 (304)	275 (304)	278 (307)
Dimensions (depth x width x height)	mm	673 x 596 x 1876		
Required ceiling height	mm	1940		
Specified output max: W35 & B0/5/10 (EN14511)	kW	7.67 /9.21 /10.65	12.14 /13.11 /13.49	15.6 /16.52 /16.97
Input power max: W35 & B0/5/10 (EN14511)	kW	1.74 /1.67 /1.69	2.42 /2.34 /2.34	4.19 /4.37 /4.40
Sound power L_{WA} B0/W35 (EN 12102)	dB(A)	34	39	42
Sound pressure L_{pA} 1m B0/W35 (EN ISO 11203)	dB(A)	29	34	37
Electrical Data, connection		400V 3N~ 50Hz		
Rated current (fuse)	A	15.2 (16)	22.7 (25)	23.8 (25)
Max. immersion heater output at group fuse: 10/13/16/20/25 A	kW	2.1/2.1/5.8/5.8/5.8	0.3/0.9/2.1/7.2/9	-/0.3/0.9/2.1/9*
Ingress protection class (IP)		IP X1		
Output range immersion heater (min-max)	kW	0.3-5.8	0.3-9.0	0.3-9.0
Refrigerant quantity (R407C, GWP 1774)	kg	2.40	2.40	2.20
CO ₂ equivalent	tonnes	4.258	4.258	3.903
DHW-performance V_{40} Economy/Normal/Comfort (EN16147)	litres	210 / 235 / 304		
SCOP cold climate: W35 (EN14825, Pdesignh)		5.6	5.5	5.5
SCOP average climate: W35 (EN14825, Pdesignh)		5.4	5.4	5.2
SCOP warm climate: W35 (EN14825, Pdesignh)		5.4	5.2	5.2
Package efficiency class: W35/W55 (A+++ - G)		A+++ / A+++		
Energy efficiency class: W35/W55 (A+++ - D)		A+++ / A+++		
Energy efficiency class DHW (A* - F) / tappprofil (EN16147)		A / XL		

* Max. 6 kW electric heater output in combination with compressor operation.
Energy labels and data sheets can be downloaded from www.ctc-heating.com/Ecodesign



info@ctc.se
+46 372 88 000
P.O Box 309 SE-341 26 Ljungby Sweden





EnergyFlex

Expand your
heating system
whenever you
want.

Smart accessories

– supplement and simplify.

CTC Expansion Tank GSi/GS	Installations kit for CTC GSi	CTC nr:
CTC Expansion Energyflex II	External control of solar/pool/DHW circulation, etc.	587886301
CTC Installation Kit EVK GSi/GS	For installing an additional heat source	589262301
CTC Extra Shunt group	Complete package for neat and easy installation of additional heating circuits	587368301
CTC Mixing Valve Group 2	For installing an additional heating circuit	587396301
CTC Diverting Valve, 3-way	For interconnections in the system, e.g. pool (22 mm connection)	586857001
CTC VT 80 Volume tank	Detached volume tank with 4 connections (3/4").	583621401
CTC EcoVent 25	Exhaust air unit - Adapted for placement above the heat pump	587190301
CTC EcoComfort	A passive cooling unit that uses the borehole's cool temperature.	589701001
CTC Safety pressure switch	Provides a warning in the event of low brine pressure	585920001
CTC Current Sensor, 3-pack	For monitoring the building's main fuses	589597301
CTC Through-flow heater 9 kW	INCOLOY - for areas where there are problems with high chloride levels	572271001
CTC Filler Manifold G32	Larger filler manifold for 608/612 if needed	588360302
CTC Housing cover high	480 mm. Hide pipe connections, etc. with a stylish housing cover	586720302T
CTC Housing cover low	146 mm. Hide pipe connections, etc. with a stylish housing cover	589442301
CTC Housing cover medium	380 mm. Hide pipe connections, etc. with a stylish housing cover	589440301
CTC Raised base II	168 mm. For more space under the heat pump	589441301
CTC DHW button	Activates the extra hot water function, wire-bound	589590301
CTC SmartControl Gateway	Base unit able to control up to seven optional units	582515301
CTC SmartControl Repeater	Amplifies the signal between the base unit and the different accessories	588300301
CTC SmartControl Room/Humidity/CO2 sensor	Wired sensor that can control ventilation on demand (Base unit required)	588300302
CTC SmartControl Room/Humidity Sensor	Solar powered and wireless with rechargeable battery (base unit required)	588300303
CTC SmartControl Room Sensor	Solar powered and wireless with rechargeable battery (base unit required)	588305301
CTC SmartControl Multi-button	Wireless 2 mode button (Base unit required)	588306301
CTC Solar Pump Station	Compact solar pump station for solar heating	588307301
CTC Start-kit EcoSol	Start kit for connecting CTC solar control with existing solar system	587700001
		587458301